


ALL IN Campus Democracy Challenge

Wisconsin State Summary

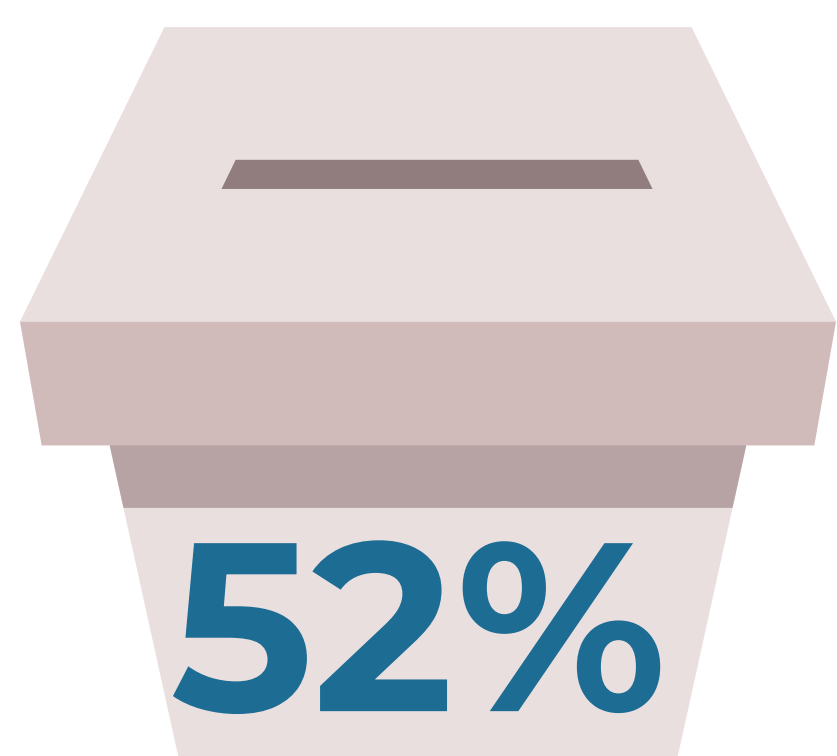


We invite you to review the Wisconsin State Summary. With over 350,000 college students in Wisconsin, college student voters in the state will play an important role in local, state, and national elections. Wisconsin campuses participating in the ALL IN Campus Democracy Challenge are automatically participating in the Secretary of State's Wisconsin Campus Voting Challenge.

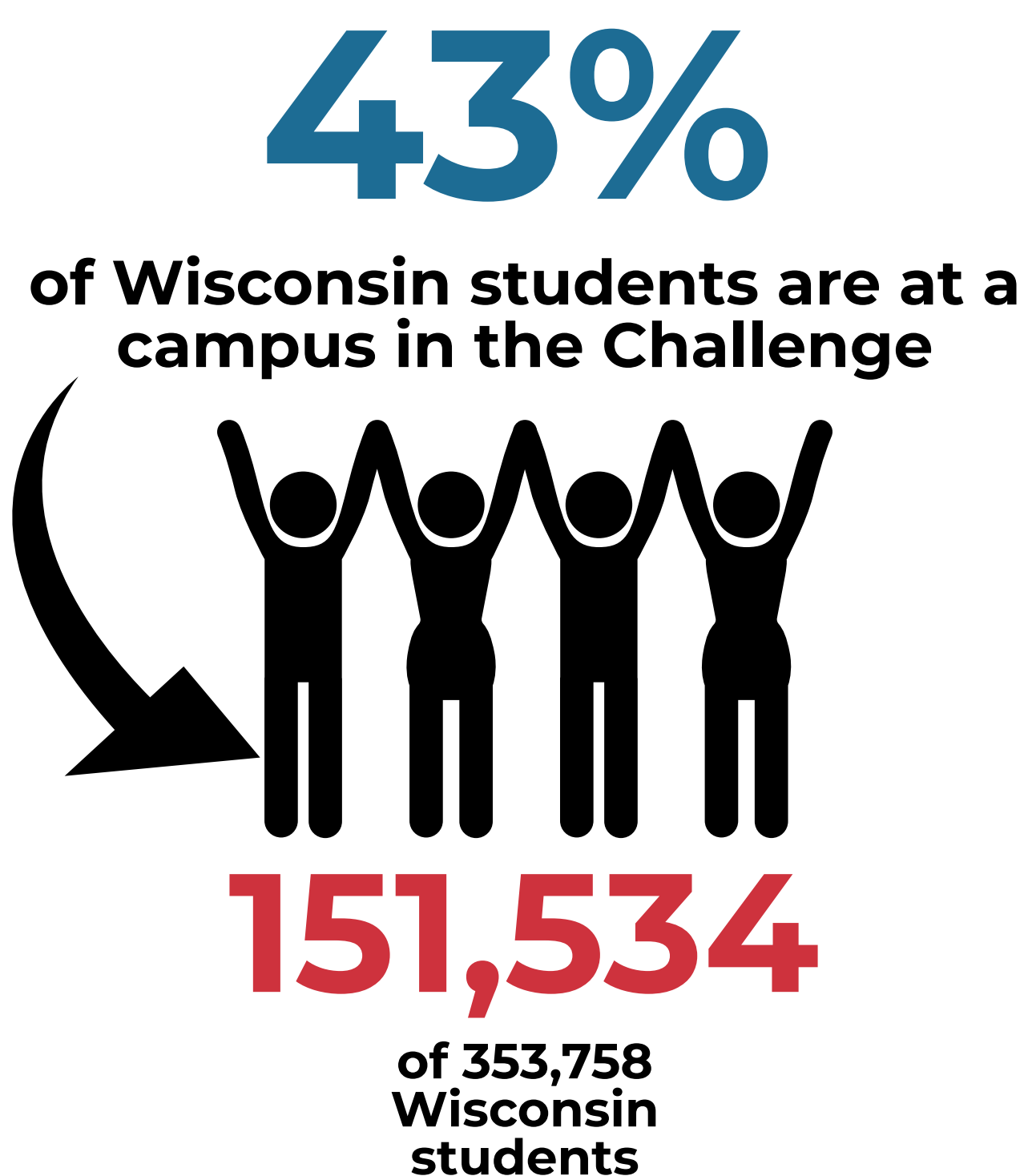
- 14** participating campuses
- 9** public institutions
 - 5** private institutions
 - 11** 4-year institutions
 - 3** 2-year institutions




25%
of Wisconsin campuses are participating in the Challenge



52%
Average voting rate among ALL IN Wisconsin campuses in 2018



93%
of ALL IN campuses in Wisconsin have authorized NSLVE



15%

Average 2018 campus voter turnout increase at ALL IN Wisconsin campuses



Average 2018 voter registration rate at ALL IN Wisconsin campuses



7
Wisconsin campuses submitted 2020 action plans

7
Wisconsin campus presidents are signatories on the ALL IN Presidential Commitment



7 seals were awarded to Wisconsin institutions for 2018 voter turnout rates

Participating Campuses:

Campuses in bold have signed the presidents' commitment.

Alverno College, Carroll University, Carthage College, Edgewood College, **Madison Area Technical College**, Milwaukee Area Technical College, St. Norbert College, **University of Wisconsin-La Crosse**, **University of Wisconsin-Madison**, **University of Wisconsin-Milwaukee**, **University of Wisconsin-Oshkosh**, **University of Wisconsin-Parkside**, University of Wisconsin-Superior, and Western Technical College.