

# ALL IN Campus Democracy Challenge

## Maryland State Summary



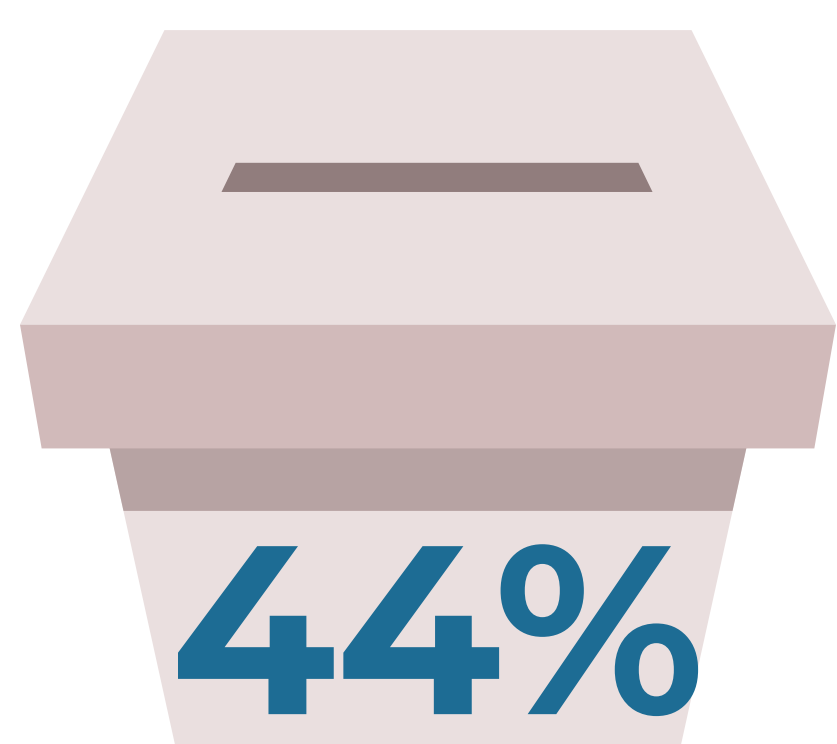
We invite you to review the Maryland State Summary. With over 350,000 college students in Maryland, college student voters in the state will play an important role in local, state, and national elections. Maryland campuses participating in the ALL IN Campus Democracy Challenge are automatically participating in the Maryland Campus Voting Challenge.

**16** participating campuses

- 12** public institutions
- 4** private institutions
- 11** 4-year institutions
- 5** 2-year institutions



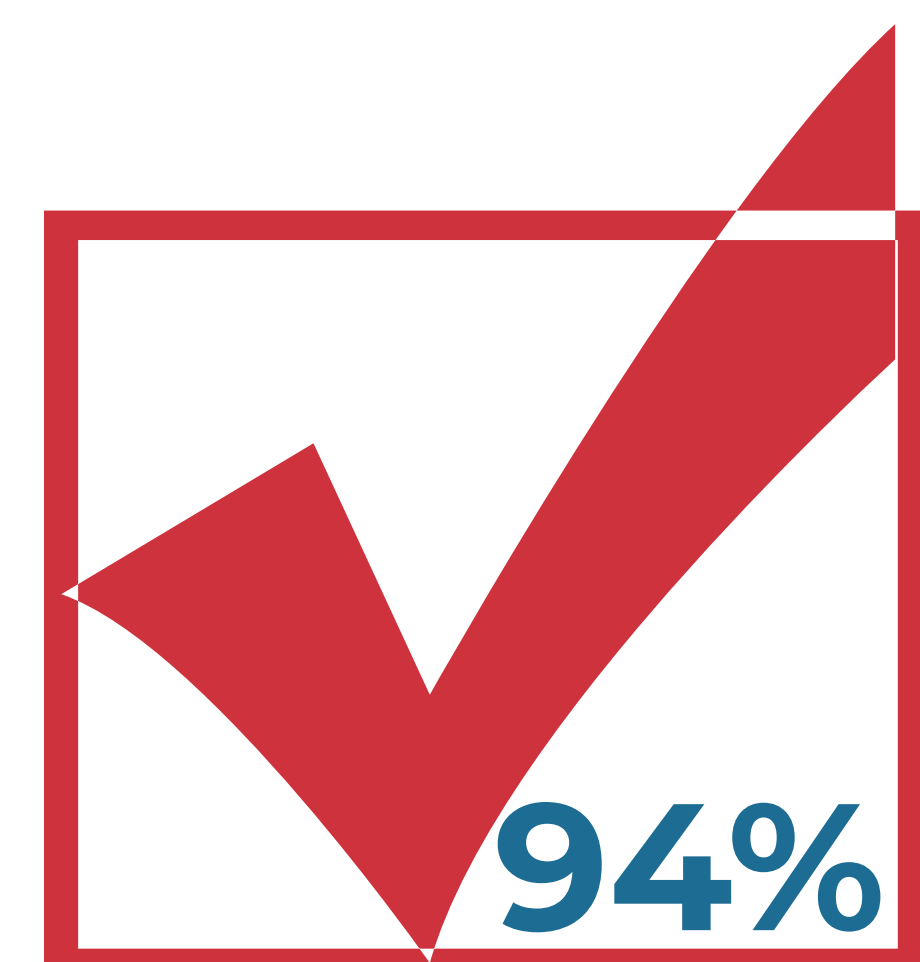
**38%**  
of Maryland campuses  
are participating in  
the Challenge




Average voting rate  
among  
ALL IN  
Maryland  
campuses in 2018

**50%**  
of Maryland students are at a  
campus in the Challenge

**180,902**  
of 361,739 Maryland  
students



of ALL IN campuses in  
Maryland have  
authorized NSLVE



**24%**

Average 2018  
campus voter  
turnout  
increase at  
ALL IN  
Maryland  
campuses



Average  
2018 voter  
registration  
rate at  
ALL IN  
Maryland  
campuses

**11**  
Maryland  
campuses  
submitted 2020  
action plans

**10**  
Maryland  
presidents and  
chancellors signed  
the ALL IN  
Presidential  
Commitment



**13** seals  
were awarded to Maryland  
institutions for 2018 voter  
turnout rates

### Participating Campuses:

Campuses in bold have signed the presidents' commitment.

Allegany College of Maryland, Anne Arundel Community College, Baltimore City Community College, Frostburg State University, Goucher College, **Howard Community College**, **Johns Hopkins University**, **Loyola University Maryland**, **Maryland Institute College of Art**, **Prince George's Community College**, Salisbury University, **Towson University**, **University of Baltimore**, University of Maryland Baltimore, **University of Maryland Baltimore County**, and **University of Maryland College Park**.