

ALL IN Campus Democracy Challenge


Indiana State Summary



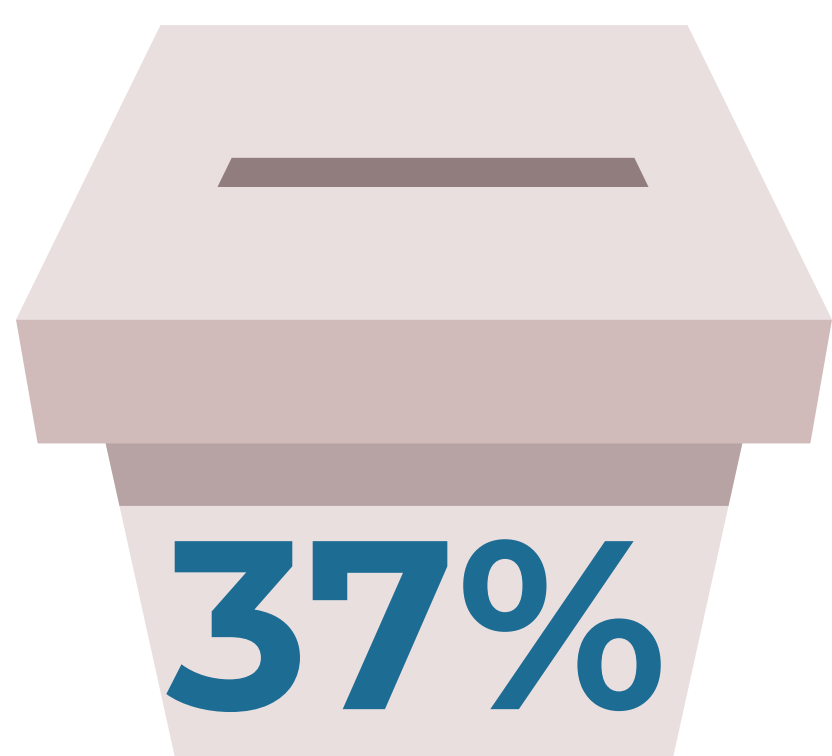
We invite you to review the Indiana State Summary. With over 300,000 college students in Indiana, college student voters in the state will play an important role in local, state, and national elections. Indiana campuses participating in the ALL IN Campus Democracy Challenge are automatically participating in the Indiana Campus Voting Challenge.

16 participating campuses

- 9** public institutions
- 7** private institutions
- 16** 4-year institutions
- 0** 2-year institutions



28%
of Indiana campuses
are participating in
the Challenge




37%
Average voting rate
among
ALL IN
Indiana
campuses in 2018

62%
of Indiana students are at
a campus in the Challenge

193,083
of 314,009
Indiana
students



81%
of ALL IN campuses in
Indiana have authorized
NSLVE



23%

Average 2018
campus voter
turnout
increase at
Indiana
campuses

9
Indiana
campuses
have submitted
a 2020
action plan

5
Indiana
campus presidents
are signatories on
the ALL IN
Presidential
Commitment



Average 2018
voter
registration
rate at
ALL IN
Indiana
campuses

9 seals
were awarded to Indiana
institutions for 2018 voter
turnout rates

Participating Campuses:

Campuses in bold have signed the presidents' commitment.

Butler University, Franklin College of Indiana, **Indiana State University**, **Indiana University Bloomington**, Indiana University Kokomo, Indiana University Northwest, Indiana University South Bend, Saint Mary-of-the-Woods College, **Indiana University Southeast**, **Indiana University-Purdue University Indianapolis**, **Purdue University Main Campus**, Trine University, University of Indianapolis, University of Notre Dame, University of Southern Indiana, and Valparaiso University.