

# ALL IN Campus Democracy Challenge

## Rhode Island State Summary



With over 80,000 college students in Rhode Island, college student voters in the state play an important role in local, state, and national elections.

**6** participating campuses


- 3 public institutions
- 3 private institutions
- 5 4-year institutions
- 1 2-year institution

These institutions represent:

- 0 Minority Serving Institutions


**55%**  
of Rhode Island institutions are participating in the Challenge



**81.5%** 

Average 2020 voter registration rate at ALL IN Rhode Island campuses


Compared to the national student registration rate of 83%\*

**79%** 

of students at Rhode Island campuses are at a campus in the Challenge, representing

**58,731**

of 74,255 students at Rhode Island campuses

**83%** 

of ALL IN campuses in Rhode Island have authorized NSLVE


Compared to 88% of all campuses participating in the Challenge.

1 campus currently receives voting data by race and ethnicity based on what the campus self-reports to the National Student Clearinghouse

 **63.2%**


Average voting rate among ALL IN Rhode Island campuses in 2020

Compared to the national student voting rate of 66%\*

**14.5%** 

Average 2020 campus voter turnout increase at Rhode Island campuses compared to 2016

Compared to the a 13.7% increase across ALL IN campuses\*



Rhode Island campuses submitted 2022 action plans



**5**

Rhode Island presidents and chancellors signed the ALL IN Presidential Commitment

**3**  **2020 seals**

were awarded to Rhode Island institutions for their voter turnout rates

\*as calculated by NSLVE reports received by the report updated date

### Participating Campuses:

Campuses in bold have signed the presidents' commitment.

**Brown University**, Community College of Rhode Island, **Johnson & Wales University**, Rhode Island College, **Roger Williams University**, and **University of Rhode Island**.