

ALL IN Campus Democracy Challenge

Rhode Island State Summary



With over 80,000 college students in Rhode Island, college student voters in the state play an important role in local, state, and national elections.

6 participating campuses


- 3 public institutions
- 3 private institutions
- 5 4-year institutions
- 1 2-year institution

These institutions represent:

- 0 Minority Serving Institutions


55%
of Rhode Island institutions are participating in the Challenge



81.5% 

Average 2020 voter registration rate at ALL IN Rhode Island campuses


Compared to the national student registration rate of 83%*

81% 

of students at Rhode Island campuses are at a campus in the Challenge, representing

58,731

of 74,255 students at Rhode Island campuses

83% 

of ALL IN campuses in Rhode Island have authorized NSLVE


Compared to 88% of all campuses participating in the Challenge.

1 campus currently receives voting data by race and ethnicity based on what the campus self-reports to the National Student Clearinghouse

 **63.2%**

Average voting rate among ALL IN Rhode Island campuses in 2020

Compared to the national student voting rate of 66%*




Rhode Island campuses submitted 2022 action plans



5

Rhode Island presidents and chancellors signed the ALL IN Presidential Commitment

14.5% 

Average 2020 campus voter turnout increase at Rhode Island campuses compared to 2016

Compared to the a 13.7% increase across ALL IN campuses*

3  **2020 seals**

were awarded to Rhode Island institutions for their voter turnout rates

*as calculated by NSLVE reports received by the report updated date

Participating Campuses:

Campuses in bold have signed the presidents' commitment.

Brown University, Community College of Rhode Island, **Johnson & Wales University**, Rhode Island College, **Roger Williams University**, and **University of Rhode Island**.