

Maricopa County Community College Voter Engagement Plan: Paradise Valley Community College

Commented [1]: Pages to add:
NSLVE report
2020 event plan



**PARADISE VALLEY
COMMUNITY COLLEGE**

A **MARICOPA** COMMUNITY COLLEGE



Overview

ARS § 15-1895 requires each community college district, in consultation with the recognized student government at a community college under its jurisdiction, to adopt a plan to increase student voter registration and voting in elections that includes:

- Information about on-campus voter registration and voting opportunities made available in the following methods:
 - During new student orientation
 - In admissions packets
- Voter registration materials at central campus locations and high traffic areas
- Broad dissemination of information regarding:
 - Voter registration deadlines
 - Deadlines for delivering ballots by mail
- Links on institutional and administrative websites that detail the voter registration process
- Reasonable accommodations to county election officials for on-campus polling locations
- Encouragement to student government organizations to coordinate activities aimed at increasing voter registration and election turnout
- Policies to allow excused absence from classes for the purpose of voting
- Policies that prohibit the use of college resources and employees to influence elections
- An emphasis on efficiency and conservation of resources

The Maricopa County Community College District ("MCCCD") and its associated colleges, aim to implement various methods for informing students of, disseminating information, and promoting voter registration.

Voter Engagement Team

The *Paradise Valley Community College* Plan was created by the following voter engagement team members:

- Administration and Faculty
 - Mike Ho, Student Life and Leadership, Student Services Manager
 - Kayla Tapley, Student Life and Leadership, Student Services Specialist Senior
 - Sam Tea, Student Life and Leadership, Student Services Specialist
 - Emma Magaña, Student Life and Leadership, Program Assistant
- Club Collaboration

Commented [2]: Update Team Members

- PVCC Student Government

Every election year prompts political activity in all sorts of venues, and MCCCCD both respects and encourages participation in the time-honored tradition of political activity on American college and university campuses. With that in mind, each of the District's campuses has a plan consistent with the terms outlined in ARS § 15-1895 with the primary focus being to increase student voter registration and voting in elections.

By joining the All In Challenge, campuses commit to:

Increase student voting rates, help students form the habits of active and informed citizenship, and make democratic participation a core value on their campus.
Convene a campus-wide committee that includes members from academic affairs, student affairs, and the student body, as well as any other relevant stakeholders.
Develop and implement an action plan to improve democratic engagement.
Participate in the National Study of Learning, Voting, and Engagement (NSLVE) in order to measure student voter participation rates.
Share their campus' action plan and NSLVE results with the Challenge in order to be eligible for a recognition seal and/or award.

Goals

1. Increase student voter registration through events and projects through hosting tables to inform students the importance of voting and provide information regarding current elections
2. Scheduled community presentations such as workshops and/or candidate forums as opportunities become available

Voter Engagement Plan

Voter Registration

- New Student Registration/Orientation

Per the Campus Engagement Election Project:

“Orientation is a key transition experience for incoming students, introducing them to their campus community. It’s also a point where they’re all gathered together. As such, it is an ideal context to help your students register to vote and educate them on the electoral process. Here’s how you can use orientation and the accompanying introductions to campus to do this.”

Orientation Sessions will include information about voter registrations, to include a high-level administrator or student orientation leader to talk about the importance of registering and voting and give students an opportunity to register at school, or absentee if they prefer.

As New Student Orientations are scheduled in the computer labs and have gathering times before and afterwards, student leaders will be trained to guide students through the process of registration or updating of registrations using the online tools of Rock the Vote or TurboVote. Students can also download these same online tools onto their cell phones.

Additionally, hardcopy Voter Registration forms will be distributed to all students at all orientations

- **Voter Registration Forms Completed at Strategic Locations**

Hardcopy Voter Registration Forms will be left at high traffic areas that all new students are expected to visit as part of the registration process. This includes the Welcome Desk, ID printing stations, and with all academic advisors.

- **Club Advisor Training**

Additionally, Club Advisors will be expected to assist the voter registration process. At Club Advisor Training in August, club advisors will be encouraged to create at least one voter registration/voter education event for their club members. Also Club Advisors will be provided with Voter Registration Forms, to be distributed at club meetings.

- **Online Outreach**

Using the CANVAS Learning Management System, Instructors will be given text to include in their course syllabus, which includes registration deadlines, including links to the Rock The Vote, Turbovote, or state voter registration sites.

Voter Education

- **Constitution Day – Mid September**

During Constitution Day Activities, The Office of Student Life and Leadership will distribute pocket constitutions and host an information table to administer a constitution day quiz. Participants with the most correct answers will receive a prize.

- **Student Public Policy Forum Recruitment**

During the second week of the academic year, as part of the recruitment efforts of the Student Public Policy Forum, Student Life and Leadership will host civic engagement workshops, to both educate the student body and generate interest in the SPPF program.

- **Free Speech Week – Mid October**

Free Speech Week is an annual event to raise public awareness of the importance of free speech in our democracy. A call for programs is sent to faculty, staff and students around topics such as cyber speech, cultural agility, and ballot initiatives. Classes often offer extra credit to students who attend the workshops during this week.

- **Voter Education YouTube Contest**

Students will submit videos on why voting matters. The winning video will be presented on TVs in the Student Union.

- **Online Resources for Evening or Online Students**

Website links and information provided on a dedicated Voter Education Webpage, to be updated regularly, to include: The Secretary of State, the County Recorder, Clean Elections Arizona and WeVote.

2020 Action Plan

Engagement Event 1

- ** February 12th:** Host event that educates on the Census and Voter Registration
- Holidays/Observances during February that we could incorporate into event.
 - Black History Month (all month)
 - 14th - Arizona's Birthday and Valentine's Day

Engagement Event 2

**** 2020 Census Event:** Event that educates on Census, Voter Registration, and Civic Engagement.
March 31st

Potential Support:

**** Student Public Policy Forum:** Students that are in SPPF are required to do Campus Project for their course. Student Life will partner with SPPF Students (If students choose to take this on as their Campus Project).

Host table at Welcome Week (or any time before the Census) to talk about Census, Voter Registration, and Chancellor's Civic Medallion (civic engagement).

Advising

Financial Aid

Important Dates/Events:

March: Letter sent out to population residing in Arizona to count themselves in Census.

Ways to educate students until events:

Encouraging Faculty and Adjunct to show these videos to their classes during syllabus week or offer this as an extra credit assignment.

Two Educational Video Options:

<https://www.youtube.com/watch?v=Eg-FMB4epyw>

<https://www.youtube.com/watch?v=oXZAe8XYeNQ>

Send out email to educate all faculty, adjunct and staff in hope they will educate students. Print out flyers to hand out to each student they help? (Financial Aid, and Advising)

Use official flyers from Census and put them on TV's and marquee. (work with marketing)

Start #CountMeInChallenge.

Ask Me Table at

- Welcome Week 1/13 - 1/16
- Club Rush 1/20 - 1/23
- Community and Vendor Fair (TBD)
- Food Distributions
 - January 22nd
 - February 13th
 - February 26th
 - March 25th
- Census and Voter Engagement Event 2/13 (Throwback Thursday)
- Puma Palooza 3/31
- Club Advisors & Club Officers

**** = Please note event days/dates are tentative. Emma Magana is in charge of these events and is still working on her Spring 2020 class schedule. Official dates will be shared at the beginning of the Spring semester.**
Spring 2020 class schedule. Official dates will be shared at the beginning of the Spring semester.

Resources

Estimated Budget

- \$50 per event/workshop provided by the Office of Student Life and Leadership for up to 2 workshops per month for two academic semesters.

Materials

- Voter Registration Forms, Voter Engagement Publicity provided by Rock the Vote, The Southern Poverty Law Center, and Next Gen America.

Support

- Maricopa Community Colleges Office of Community Engagement
- Assessment of Learning Team
- Free Speech Week Planning Team
- Maricopa County Recorder's Office

Assessment

Paradise Valley Community College has created General Education Assessments to be used in curricular and co-curricular events. A Civic Engagement Rubric was developed by the Assessment of Learning Team with the following learning outcomes identified:

-
1. The student will be able to summarize how civic engagement activities impact thoughts, feelings, and/or behavior related to perceived role in the community.
 2. The student will be able to describe ethical issues and consider the various implications.
 3. The student will be able to show evidence of fairness by providing a clear unbiased description of multiple points of view.
 4. The student will be able to explain what it would be like to think and feel as other people do.
 5. The student will be able to explain how actions can affect social, environmental, and/or economic aspects of the community now and in the future.
 6. The student will be able to provide specific steps that lead to sustainability.
 7. The student will be able to analyze how public policy, political systems, government, or historical events impact social, environmental, and/or economic aspects of the community.
 8. The student will be able to explain how course content can be applied to civic engagement activities.
 9. The student will be able to explain how civic engagement activities and coursework together lead to a high level of learning.

The PVCC Civic Engagement Assessment will be administered post event and responses scored using the Civic Engagement Rubric.

NSLVE Report 2018

2014 & 2018 CAMPUS REPORT

Student Voting Rates for
Paradise Valley
Community College

WHAT'S INSIDE

About This Report

Your Institution's Voting Data

Voting and Registration Rates
How Your Institution's Numbers
Compare

Your Students' Voting Data

By Voting Method
By Age Group
By Program of Study
By Enrollment Status
By Gender
By Field of Study

About This Report

Thank you for participating in the National Study of Learning, Voting, and Engagement (NSLVE). Since NSLVE's launch in 2013, more than 1,000 colleges and universities have signed up to receive their voting rates for the 2012, 2014, 2016 and 2018 federal elections. Along with others, your institution's participation in this study has helped us build a robust database for research on more than 10 million de-identified student records for each election year.

NSLVE is a signature initiative of the Institute for Democracy and Higher Education (IDHE) at Tufts University's Jonathan M. Tisch College of Civic Life. IDHE is an applied research center focused on college and university student political learning and participation in democracy. IDHE researchers study voting, campus conditions for political learning and discussion, closing equity gaps in participation, and increasing student agency and participation. We accomplish our goals through research, resource development, assisting institutions and the higher education community, and advocacy.

About the Data

The voter registration and voting rates in this report reflect the percentage of your institution's students who were eligible to vote and who voted in the 2014 and 2018 elections. These results are based on enrollment records your institution submitted to the National Student Clearinghouse and publicly available voting files collected by Catalyst. We exclude FERPA-blocked records. (For exceptions for campuses with disproportionately high numbers of FERPA blocked students, see our Campus Reports FAQ.)

The institutional voting rates reported on page 3 are adjusted by deducting an estimated number of students identified by each institution as non-resident aliens and reported to the Integrated Postsecondary Education Data System (IPEDS). For breakdowns by student characteristics in subsequent pages of the report, we cannot consistently adjust for students who are ineligible to vote: non-resident aliens (international students), resident aliens (undocumented students), and students who have been disenfranchised due to a felony conviction. As a result, your institution's actual voting rate may be higher than we report. If you have access to more complete data for students who are ineligible to vote, you may recalculate your rates by using the Recalculation Tool - <https://idhe.tufts.edu/nslve-recalculation-tool>.

To read more about NSLVE data, see our Campus Reports FAQ - <https://idhe.tufts.edu/nslve/frequently-asked-questions>.

Reviewing the Data

Use the following key to interpret the charts:

* = number of students is less than 10

n/a = no data was collected or calculated for this field.

What to do next?

□ Review the data and identify your challenges and opportunities. This report provides comparisons between subgroups of your students and with similar institutions. For more comparisons or to see national voter registration and voting rates, read our national report, Democracy Counts 2018. To access our data portals - <https://idhe.tufts.edu/public-data-portal-visualizations>.

□ Share the report widely and strategically by sharing it with institutional leaders, faculty across disciplines, student government leaders, and other student groups.

□ Read and implement *Election Imperatives*, ten recommendations for improving your campus climate for student political learning, discourse, equity, and participation - <https://idhe.tufts.edu/electionimperatives>.

□ Work with us. IDHE can help via virtual office hours, webinars, brown bag discussions, coaching, and in-person workshops.

For up-to-date news on NSLVE data, resources and upcoming opportunities visit our website: <https://idhe.tufts.edu>.

Follow us on Twitter @TuftsIDHE.

We appreciate hearing from you! Please email us at NSLVE@tufts.edu.

Warm regards,

IDHE Team



YOUR STUDENTS' VOTING DATA | MIDTERM ELECTIONS

Voting and Registration Rates

2018 Voting Rate

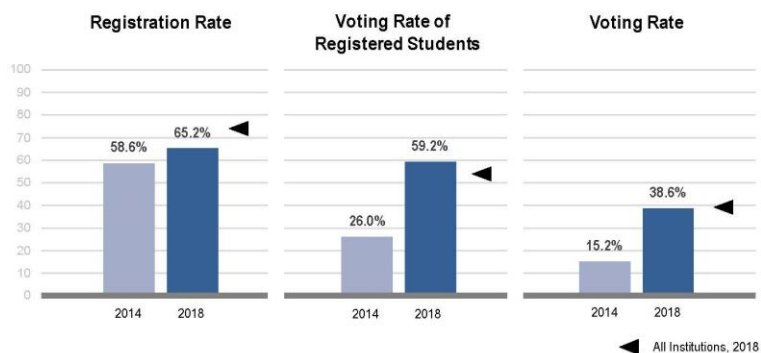
38.6%

CHANGE
FROM 2014

+23.4

2018 VOTING RATE
FOR ALL INSTITUTIONS

39.1%



	2014	2018	Change
Total student enrollment	6,610	6,581	↓ -29
Age under 18/Unknown	(21)	(62)	
IPEDS estimated non-resident aliens	(22)	(33)	
FERPA records blocked	(2,140)	(1,295)	
Total eligible voters	4,427	5,191	↑ 764
Number of students who registered	2,594	3,386	↑ 792
Number of students who voted	674	2,003	↑ 1,329
Registration rate	58.6%	65.2%	↑ 6.6
Voting rate of registered students	26.0%	59.2%	↑ 33.2
Voting rate	15.2%	38.6%	↑ 23.4
Difference from all institutions	-4.5	-0.5	

HOW YOUR NUMBERS COMPARE | MIDTERM ELECTIONS

By Carnegie Classification

2014 Voting Rate
for All Institutions

19.7%

HIGH
54.0%

LOW
1.5%

2018 Voting Rate for
All Institutions

39.1%

HIGH
64.1%

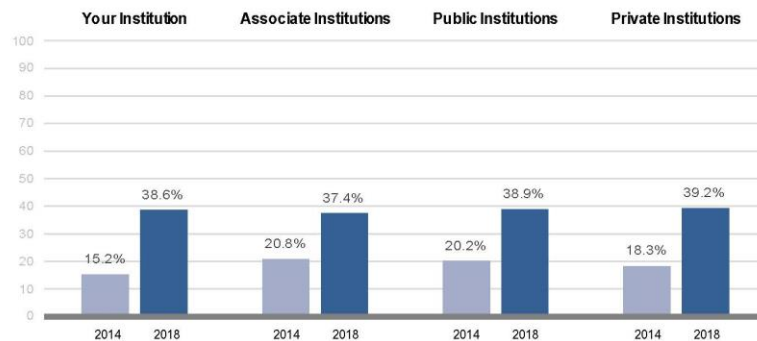
LOW
11.5%

Difference from All Institutions

-4.5

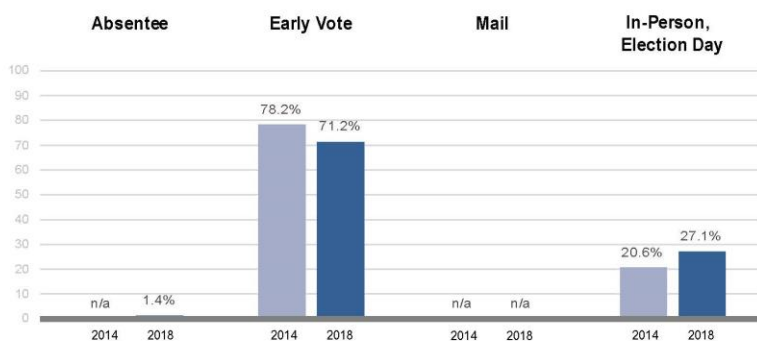
Difference from All Institutions

-0.5



YOUR STUDENTS' VOTING DATA | MIDTERM ELECTIONS

By Voting Method*

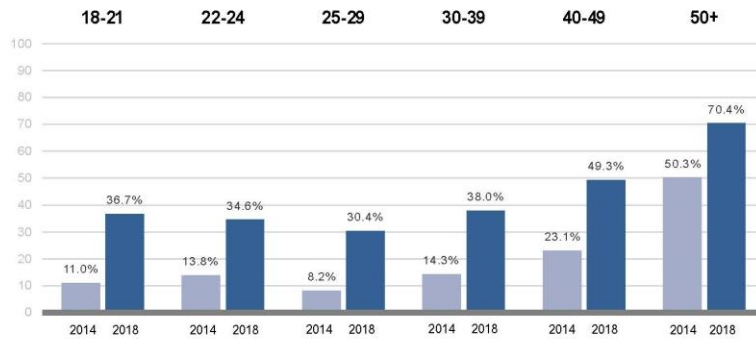


	2014		2018		Change
	Voted	Rate	Voted	Rate	
Absentee	*	n/a	27	1.4%	n/a
Early Vote	527	78.2%	1,427	71.2%	↓ -7.0
Mail	*	n/a	*	n/a	n/a
In-Person, Election Day	139	20.6%	543	27.1%	↑ 6.5
Unknown	*	n/a	*	n/a	
Total	674		2,003		

* Your students' data broken down by voting method. If your campus has a high number of voting method "Unknown", it means that this information was not reported by local officials where your students voted.

YOUR STUDENTS' VOTING DATA | MIDTERM ELECTIONS

By Age Group*

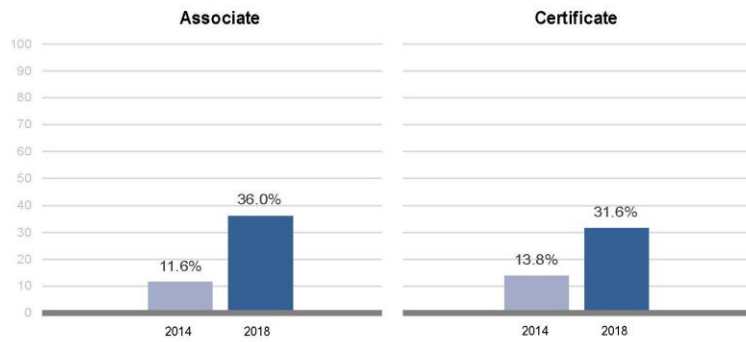


	2014			2018			Change
	Enrolled	Voted	Rate	Enrolled	Voted	Rate	
18-21	2,006	220	11.0%	2,683	984	36.7%	↑ 25.7
22-24	717	99	13.8%	798	276	34.6%	↑ 20.8
25-29	608	50	8.2%	636	193	30.4%	↑ 22.1
30-39	509	73	14.3%	527	200	38.0%	↑ 23.6
40-49	273	63	23.1%	276	136	49.3%	↑ 26.2
50+	336	169	50.3%	304	214	70.4%	↑ 20.1
Unknown	*			*			

* Your students' data broken down by age at the time of the election. To provide more accurate voting rates, students ineligible to vote because they were too young, students whose age data was not reported to the Clearinghouse, as well as records that were FERPA blocked are removed from this table. Please note that we are not able to adjust these voting rates by removing non-resident aliens, resident aliens or undocumented students.

YOUR STUDENTS' VOTING DATA | MIDTERM ELECTIONS

By Program of Study*

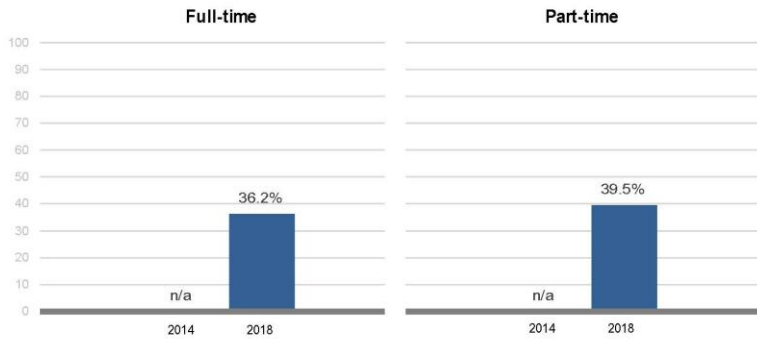


	2014			2018			Change
	Enrolled	Voted	Rate	Enrolled	Voted	Rate	
Associate	3,052	354	11.6%	3,850	1,387	36.0%	↑ 24.4
Certificate	174	24	13.8%	193	61	31.6%	↑ 17.8

* Your students' data broken down by program of study. To provide more accurate voting rates, students ineligible to vote because they were too young, students whose age data was not reported to the Clearinghouse, as well as records that were FERPA blocked are removed from this table. Please note that we are not able to adjust these voting rates by removing non-resident aliens, resident aliens or undocumented students.

YOUR STUDENTS' VOTING DATA | MIDTERM ELECTIONS

By Enrollment Status*

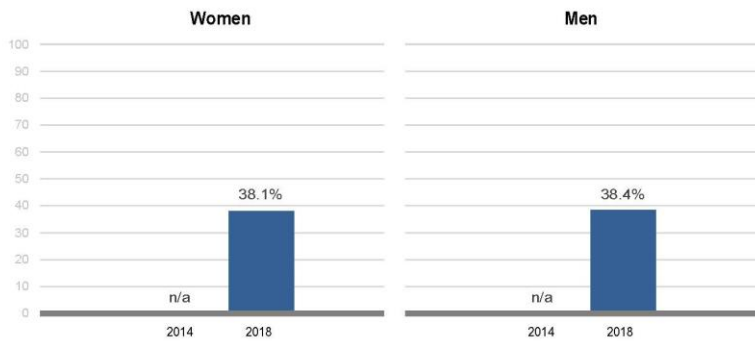


	2014			2018			Change
	Enrolled	Voted	Rate	Enrolled	Voted	Rate	
Full-time	0	0	n/a	1,882	682	36.2%	n/a
Part-time	0	0	n/a	3,342	1,321	39.5%	n/a
Unknown	0	0	n/a	0	0	n/a	

* Your students' data broken down by part-time and full-time students. To provide more accurate voting rates, students ineligible to vote because they were too young, students whose age data was not reported to the Clearinghouse, as well as records that were FERPA blocked are removed from this table. Please note that we are not able to adjust these voting rates by removing non-resident aliens, resident aliens or undocumented students.

YOUR STUDENTS' VOTING DATA | MIDTERM ELECTIONS

By Gender*



	2014			2018			Change
	Enrolled	Voted	Rate	Enrolled	Voted	Rate	
Women	0	0	n/a	2,866	1,093	38.1%	n/a
Men	0	0	n/a	2,314	888	38.4%	n/a
Unknown	4,449			44			

*Your students' data broken down by gender. To provide more accurate voting rates, students ineligible to vote because they were too young, students whose age data was not reported to the Clearinghouse, as well as records that were FERPA blocked are removed from this table. Please note that we are not able to adjust these voting rates by removing non-resident aliens, resident aliens or undocumented students.

YOUR STUDENTS' VOTING DATA | MIDTERM ELECTIONS

By Field of Study*

* Your students' data broken down by field of study. To provide more accurate voting rates, students ineligible to vote because they were too young, students whose age data was not reported to the Clearinghouse, as well as records that were FERPA blocked are removed from this table. Please note that we are not able to adjust these voting rates by removing non-resident aliens, resident aliens or undocumented students. The green and red highlighted values below represent your campus's top three and bottom three voting rates by field of study.

	2014			2018			Change
	Enrolled	Voted	Rate	Enrolled	Voted	Rate	
Business, Management, and Marketing	32	*	n/a	682	218	32.0%	n/a
Communication and Journalism	0	0	n/a	*	*	n/a	n/a
Communications Technologies/Technicians	0	0	n/a	15	*	n/a	n/a
Computer and Information Sciences	29	*	n/a	121	28	23.1%	n/a
Education	95	15	15.8%	158	62	39.2% ↑	23.5
Engineering and Engineering Technologies	0	0	n/a	48	20	41.7%	n/a
English Language and Literature	0	0	n/a	*	*	n/a	n/a
Health Professions	324	33	10.2%	609	209	34.3% ↑	24.1
Law Enforcement, Firefighting, and Protective Services	0	0	n/a	141	50	35.5%	n/a
Leisure and Recreational Activities	401	131	32.7%	0	0	n/a	n/a
Liberal Arts and Sciences, and Humanities	1,944	252	13.0%	1,817	709	39.0% ↑	26.1
Multi/Interdisciplinary Studies	0	0	n/a	15	*	n/a	n/a
Natural Resources and Conservation	0	0	n/a	*	*	n/a	n/a
Parks, Recreation, Leisure, and Fitness Studies	0	0	n/a	32	13	40.6%	n/a
Physical Sciences	0	0	n/a	735	253	34.4%	n/a
Visual and Performing Arts	0	0	n/a	166	72	43.4%	n/a
Unknown	1,624	233	14.4%	668	352	52.7% ↑	38.3

Thank you for the work you do to improve your students' political learning and engagement. We hope that you find your NSLVE report useful. For up-to-date news on NSLVE data, resources, and to sign up for our newsletter visit: <https://idhe.tufts.edu>.

References: IDHE encourages report recipients to share this report as broadly as possible, including posting it on the college or university's website. When doing so, please use the following citation: Institute for Democracy & Higher Education: National Study of Learning, Voting and Engagement. (2019). *2014 and 2018 report for _____ [name of institution]*. Medford, MA.

Follow us:  @TuftsIDHE

Contact us:
Institute for Democracy & Higher Education:
National Study of Learning, Voting and Engagement
Lincoln Filene Hall, Medford, MA 02155
NSLVE@tufts.edu | 617-627-0620

INSTITUTE FOR
DEMOCRACY &
HIGHER EDUCATION