

ALL IN Campus Democracy Challenge



OAC Voting Challenge Summary

We invite you to review the OAC Voting Challenge summary. With over 20,000 college students attending OAC campuses, college student voters in the conference play an important role in local, state, and national elections.



10 participating campuses

10 private institutions

10 4-year institutions

100%

of OAC institutions are participating in ALL IN

84.8% 

Average 2020 voter registration rate at ALL IN OAC campuses*

Compared to the national student registration rate of 83%*




7

OAC presidents & chancellors signed the ALL IN Presidents' Commitment

9  2020 seals

were awarded to OAC institutions for their voter turnout rates

13.6% 

Average 2020 campus voter turnout increase at OAC campuses compared to 2016*


Compared to the 14 point increase for national student voting*

23,224

of 23,224 students at OAC campuses

100% 

of ALL IN campuses in the OAC have authorized NSLVE


68.1% 

Average voting rate among ALL IN OAC campuses in 2020*

Compared to the national student voting rate of 66%*

100% 

of students at OAC campuses are at an ALL IN campus



OAC campuses submitted 2022 action plans



7

OAC campuses earned the Most Engaged Campus Recognition



1

OAC campus earned the Highly Established Action Plan Seal



1

OAC student was a recipient of the 2022 Student Voting Honor Roll

*as calculated by National Study of Learning, Voting, and Engagement (NSLVE) reports received by the report updated date

Participating Campuses

- **Capital University**
- Heidelberg University
- **John Carroll University**
- **Marietta College**
- Muskingum University
- Ohio Northern University
- **Otterbein University**
- **University of Mount Union**
- **Wilmington College**

Campuses in **bold** have signed the Presidents' Commitment to Full Student Voter Participation.
