

ALL IN Campus Democracy Challenge

Maine State Summary



With over 60,000 college students in Maine, college student voters in the state play an important role in local, state, and national elections.

10 participating campuses


- 3 public institutions
- 7 private institutions
- 9 4-year institutions
- 1 2-year institution

These institutions represent:

- 0 Minority Serving Institutions

38%

of Maine institutions are participating in the Challenge




86.9%



Average 2020 voter registration rate at ALL IN Maine campuses

Compared to the national student registration rate of 83%*

35%



of students at Maine campuses are at a campus in the Challenge, representing

40,886

of 117,350 students at Maine campuses


80%



of ALL IN campuses in Maine have authorized NSLVE

Compared to 88% of all campuses participating in the Challenge.

6 campuses currently receive voting data by race and ethnicity based on what the campus self-reports to the National Student Clearinghouse



76.5%

Average voting rate among ALL IN Maine campuses in 2020


Compared to the national student voting rate of 66%*

8.9%



Average 2020 campus voter turnout increase at Maine campuses compared to 2016

Compared to the a 13.7% increase across ALL IN campuses*



Maine campuses submitted 2022 action plans



7

Maine presidents and chancellors signed the ALL IN Presidential Commitment

8



2020 seals

were awarded to Maine institutions for their voter turnout rates

*as calculated by NSLVE reports received by the report updated date

Participating Campuses:

Campuses in bold have signed the presidents' commitment.

Bates College, Bowdoin College, Colby College, College of the Atlantic, Husson University, **Kennebec Valley Community College, Saint Joseph's College, University of Maine**, University of New England, and **University of Southern Maine**.