

ALL IN Campus Democracy Challenge

Maine State Summary


With over 110,00 college students in Maine, college student voters in the state play an important role in local, state, and national elections.

13 participating campuses

- 6 public institutions
- 7 private institutions
- 10 4-year institutions
- 3 2-year institutions



50%
of Maine institutions are participating in ALL IN

86.9% 
Average 2020 voter registration rate at ALL IN Maine campuses*

Compared to the national student registration rate of 83%*



8

ME presidents & chancellors signed the ALL IN Presidents' Commitment

8  2020 seals

were awarded to ME institutions for their voter turnout rates


8.9% 

Average 2020 campus voter turnout increase at Maine campuses compared to 2016*

Compared to the 14 point increase for national student voting*

50,112

of 117,350 students at Maine campuses


69% 


of ALL IN campuses in Maine have authorized NSLVE

76.5% 

Average voting rate among ALL IN Maine campuses in 2020*

Compared to the national student voting rate of 66%*

43% 
of students at ME campuses are at an ALL IN campus

10 

ME campuses submitted 2022 action plans



7

ME campuses earned the Most Engaged Campus Recognition



0

ME campuses earned the Highly Established Action Plan Seal



2

ME students were a recipient of the 2022 Student Voting Honor Roll

*as calculated by National Study of Learning, Voting, and Engagement (NSLVE) reports received by the report updated date

Participating Campuses

- **Bates College**
- **Bowdoin College**
- **Colby College**
- College of the Atlantic
- **Husson University**
- **Kennebec Valley Community College**
- **Saint Joseph's College**
- Southern Maine Community College
- **University of Maine**
- University of Maine at Farmington
- University of New England
- **University of Southern Maine**
- York County Community College

Campuses in **bold** have signed the Presidents' Commitment to Full Student Voter Participation.