

ALL IN Campus Democracy Challenge


Ivy League Voting Challenge Summary




We invite you to review the Ivy League Voting Challenge summary. With over 150,000 college students attending Ivy League campuses, college student voters in the conference will play an important role in local, state, and national elections.

8 participating campuses
8 private institutions
8 4-year institutions

100%
of Ivy League
Campuses are
participating in
the Challenge

85.8% 
Average 2020 voter
registration rate at ALL IN
Ivy League Campuses


Compared to the national
student registration rate of 83%*

100% 
of students at Ivy League
Campuses are at a
campus in the Challenge,
representing


150,739
of 150,739 students at
Ivy League Campuses

&
100% 
of ALL IN Ivy League
Campuses save
authorized NSLVE

Compared to 88% of all campuses
participating in the Challenge
3 campuses currently receive
voting data by race and ethnicity
based on what the campus self-
reports to the National Student
Clearinghouse

 **73.5%**
Average voting rate among ALL IN
Ivy League Campuses in 2020

Compared to the national
student voting rate of 66%*

13.4% 
Average 2020 campus voter
turnout increase at
Ivy League
Campuses compared to
2016


Compared to the a 13.7%
increase across ALL IN
campuses*



Ivy League
Campuses
submitted
2020
action
plans



8
Ivy League
Campuses
presidents and
chancellors
signed the ALL
IN Presidential
Commitment

6  **2020**
seals
were awarded to Ivy
League Campuses for
their voter turnout
rates

*as calculated by NSLVE reports received by the report updated date

Participating Campuses:

Campuses in bold have signed the presidents' commitment.

Brown University, Columbia University, Cornell University, Dartmouth College, Harvard University, Princeton University, University of Pennsylvania, and Yale University.