

ALL IN Campus Democracy Challenge

HSI Summary



With over 4 million college students in the United States, HSI college student voters in the state play an important role in local, state, and national elections.

170 participating campuses

143 public institutions

27 private institutions

95 4-year institutions

75 2-year institutions

These institutions represent:

2 Historically Black Colleges & Universities

2 Predominantly Black Institutions

2 AANAPISI Institutions

49%

of all HSIs are participating in ALL IN

79.3%



Average 2020 voter registration rate at ALL IN HSI campuses*

Compared to the national student registration rate of 83%*



91

HSI presidents & chancellors signed the ALL IN Presidents' Commitment

83



2020 seals

were awarded to HSI institutions for their voter turnout rates

13.3%



Average 2020 campus voter turnout increase at ALL IN HSI campuses compared to 2016*

Compared to the 14 point increase for national student voting*

2,449,982

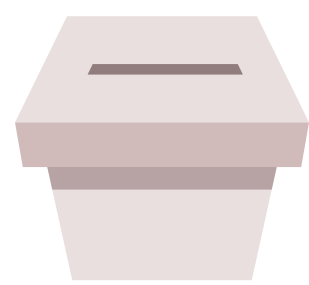
of 4,975,643 students at HSI campuses are at ALL IN campuses

84%



of HSI campuses have authorized NSLVE


63.2%




Average voting rate among ALL IN HSI campuses in 2020*

Compared to the national student voting rate of 66%*

49%



of students at HSI campuses are at an ALL IN campus



HSI campuses submitted 2022 action plans

63

HSI campuses earned the Most Engaged Campus Recognition



13

HSI campuses earned the Highly Established Action Plan Seal



9

HSI students were a recipient of the 2022 Student Voting Honor Roll

*as calculated by National Study of Learning, Voting, and Engagement (NSLVE) reports received by the report updated date