



All Campus Democracy Challenge

2016

UNC

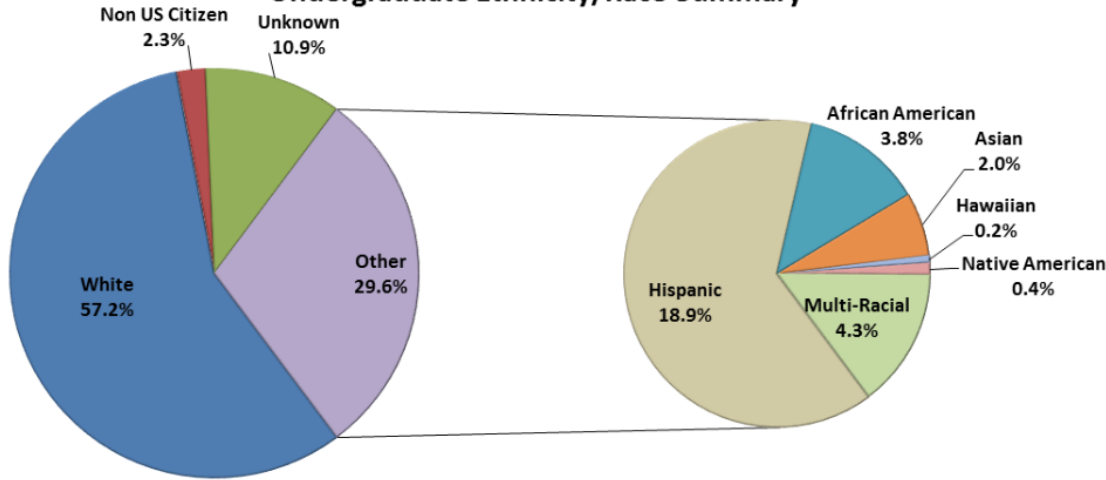


The University of Northern Colorado is located in Greeley, CO, an hour north of Denver. The University was first opened in the late 1880s as the Colorado State Normal School to educate teachers. In 1970 the name of the school was changed to the University of Northern Colorado. As of September 6, 2016, UNC has 9,503 undergraduate students and 2,757 graduate students.

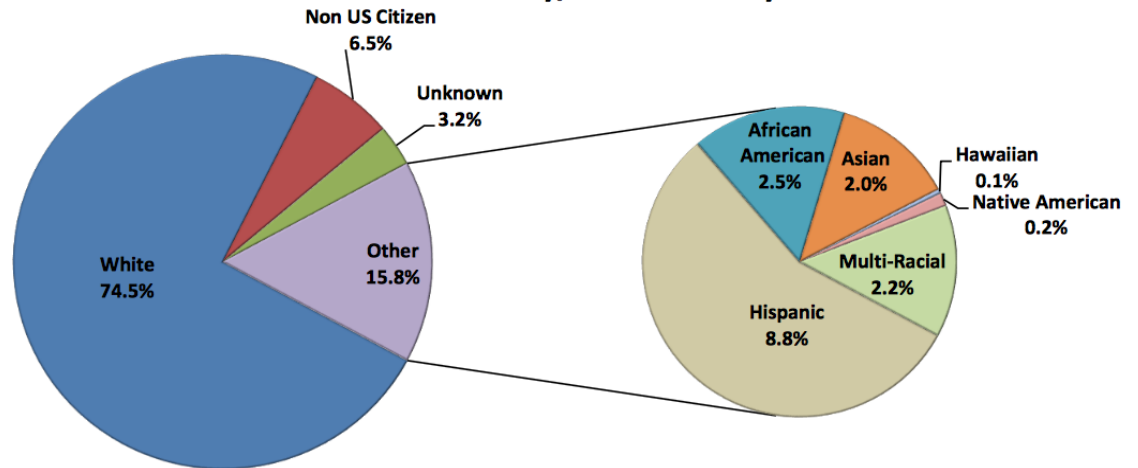


UNC Fall 2016 Census

Undergraduate Ethnicity/Race Summary

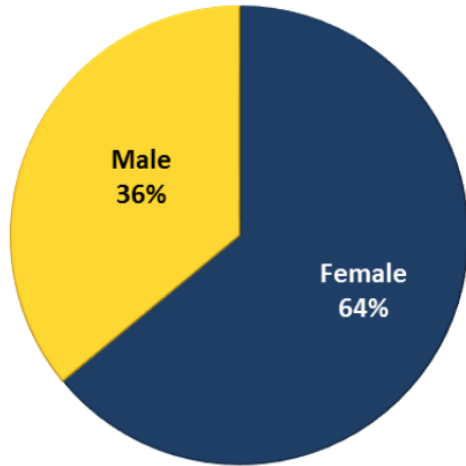


Graduate Ethnicity/Race Summary

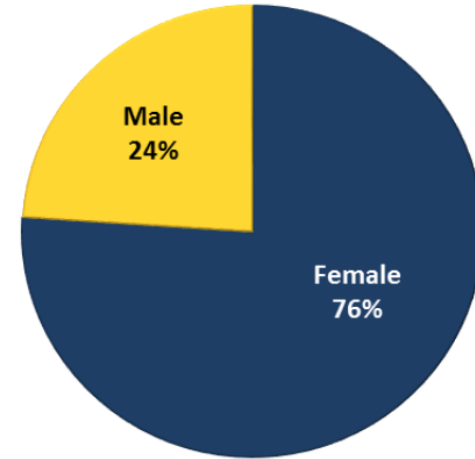




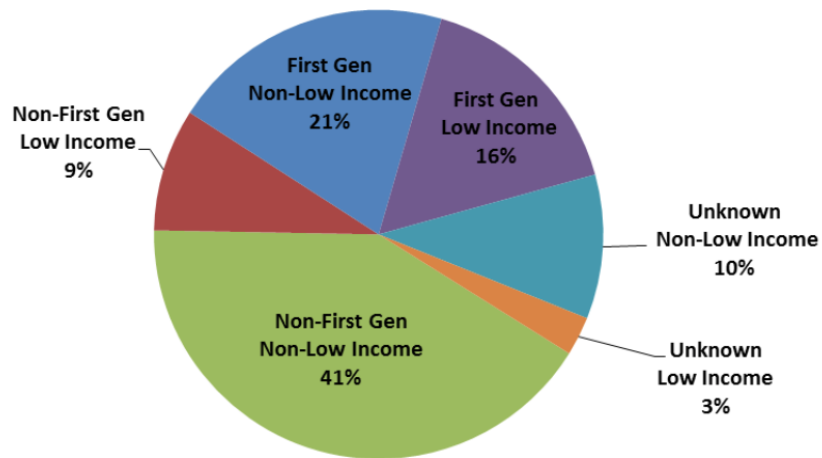
Undergraduate Gender



Graduate Gender



**Undergraduate
First Generation and Low Income**





Overview

University of Northern Colorado students voted at a rate of 62% in the 2012 presidential elections and 37% in the 2014 midterm elections. UNC's voting rate was higher than other institutions for both elections. Almost 90% of our registered students voted in 2012 and nearly 60% of registered students voted in 2014. Since we know our registered students vote, our goal is to register more students.



Field of Study Breakdown

When considering this data, significant progress could be made in all areas of study for midterm elections. During election years, we should focus on Biology and Parks and Recreation, since they have the lowest voter turnout in 2012. The goal in studying this report is to get an idea on what areas to emphasize voter education, as well as maintain contact and resources for areas that had larger voter turnout. With these efforts, we hope to increase our numbers in future elections.

	2012 Presidential Election			2014 Midterm Election		
	Enrolled	Voted	Turnout	Enrolled	Voted	Turnout
Agriculture, Agriculture Operations, and Related Sciences	-	-	-	-	-	-
Biological and Biomedical Sciences	14	*	42.9%	395	142	35.9%
Business, Management, Marketing, and Related Support	60	40	66.7%	979	307	31.4%
Communications, Journalism, and Related Programs	22	14	63.6%	341	82	24.0%
Computer and Information and Library Sciences	-	-	-	-	-	-
Education	84	59	70.2%	1,696	778	45.9%
Engineering	-	-	-	36	10	27.8%
Health Professions and Related Sciences, Knowledge, and Skills	45	29	64.4%	1,601	557	34.8%
Humanities	47	34	72.3%	601	234	38.9%
Liberal Arts and Sciences, and General Studies	-	-	-	932	374	40.1%
Mathematics and Statistics	*	*	40.0%	160	55	34.4%
Multi/Interdisciplinary Studies	94	57	60.6%	922	352	38.2%
Parks and Recreation	29	*	31.0%	827	203	24.5%
Physical Sciences	24	11	45.8%	326	104	31.9%
Professions	-	-	-	-	-	-
Psychology, Personal Awareness, and Self-Improvement	54	32	59.3%	832	283	34.0%
Social Sciences	36	23	63.9%	442	154	34.8%
Technologies/Technicians	-	-	-	-	-	-
Trades	24	19	79.2%	392	129	32.9%
Visual and Performing Arts	39	22	56.4%	844	260	30.8%
Unknown	11,682	7,040	60.3%	*	*	37.5%



Point of Contact

Evan Welch



Assistant Dean of Student Life
Director of Office of Student Life

James Kohles



Program Coordinator

Emily Booth



Director of Student Affairs, Student Senate



Community Partners

New Era Colorado

Campus Election Engagement Project

Campus Partners

Jay Dinges

- **University Center Director**

Bryan VanDriel

- **University Center Operations and Technology Manager**

UNCO Democrats

University Program Council

Residence Hall Association



Voter Registration

Voter Registration Tabling

New Era Colorado plans on tabling 2-3 days a week at UNC, in various locations, until October 17

Constitution Day

New Era Colorado will have a table during our Constitution Day Event on September 15 and will register students to vote

*Register through UC Information Desk

National Voter Registration Day

In collaboration with UNC, New Era Colorado will table in locations around campus to register students. Student Senate members will also be trained the day of to help register students to vote, while also interacting with students directly.



Voter Education

Student Senate and the UNCO Democrats are working together to stream all debates, including the Vice Presidential debate. We plan on advertising across campus, as well as working with the University Program Council and Resident Hall Association to garner student interests. After the debates we would like to facilitate a discussion so students can voice their opinions and concerns in a safe environment.



Ballot Access

The majority of our students voted with an absentee ballot (nearly 70% in 2012 and approximately 50% in 2014). In 2014, Colorado allowed mail in ballots, if you mailed it by a certain date, so there was a noticeable increase in that method (43%).

UNC is a designated polling location so students will have easier access in November



Get Out The Vote

Constitution Day

At our Constitution Day event on September 17th we handed out free pocket Constitutions, pizza, and encouraged students to register to vote with New Era Colorado, who tabled at the event.

When New Era registers students to vote, they have them fill out a postcard to their future selves reminding them to vote. New Era will send the postcards out to students before the voting day.



Evaluation Process

When the NSLVE data is released, we will compare voter registration and turn out this year to 2012. We'll focus on areas of improvement for the next election cycle.