


ALL IN Campus Democracy Challenge America East Summary




We invite you to review the America East Voting Challenge summary. With over 140,000 college students attending America East campuses, college student voters in the conference will play an important role in local, state, and national elections.

8 participating campuses
 7 public institutions
 1 private institutions
 8 4-year institutions

80%
 of America East campuses are participating in the Challenge


82% 
 Average 2020 voter registration rate at ALL IN America East
 Compared to the national student registration rate of 83%*

70% 
 of students at America East campuses are at a campus in the Challenge, representing

&

88% 
 of ALL IN America East have authorized NSLVE


Compared to 88% of all campuses participating in the Challenge 4 campuses currently receive voting data by race and ethnicity based on what the campus self-reports to the National Student Clearinghouse

 **65%**
 Average voting rate among ALL IN America East in 2020
 Compared to the national student voting rate of 66%*

122,366
 of 139,467 students at America East campuses




4
 America East presidents and chancellors signed the ALL IN Presidential Commitment

13.7% 
 Average 2020 campus voter turnout increase at America East compared to 2016
 Compared to the a 13.7% increase across ALL IN campuses*



America East campuses submitted 7 2020 action plans

7  **2020 seals**
 were awarded to America East campuses for their voter turnout rates

*as calculated by NSLVE reports received by the report updated date

Participating Campuses:

Campuses in bold have signed the presidents' commitment.

SUNY: Binghamton, SUNY: Stony Brook University, SUNY: University at Albany, University of Hartford, University of Maine, University of Maryland Baltimore County, and University of Massachusetts Lowell.