



ALL IN Campus Democracy Challenge

Boston Challenge Summary

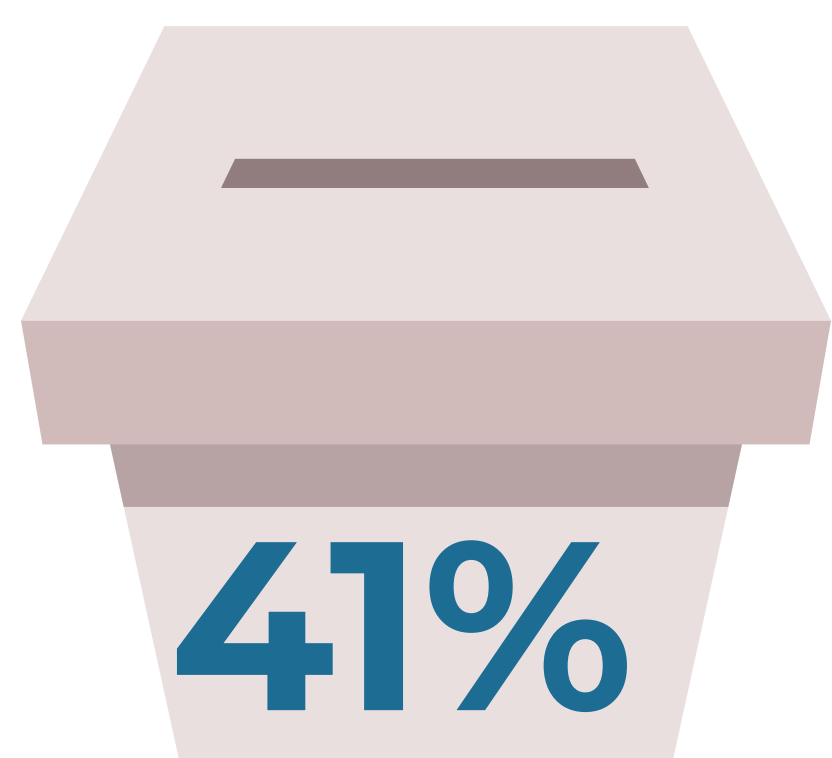
**BOSTON
VOTES**

We invite you to review the Boston Challenge Summary. With over 270,000 college students in Boston, college student voters in the state will play an important role in local, state, and national elections. Boston campuses participating in the ALL IN Campus Democracy Challenge are automatically participating in the Boston Campus Voting Challenge.

26 participating campuses
6 public institutions
20 private institutions
23 4-year institutions
3 2-year institutions




62%
of Boston
campuses are
participating in
the Challenge



41%
Average voting rate
among ALL IN
Boston
campuses in 2018

92%
of Boston students are at a
campus in the Challenge



248,551

of 271,446
Boston
students




88%
of ALL IN campuses in
Boston have
authorized NSLVE



23%
Average 2018
campus voter
turnout
increase at
ALL IN
Boston
campuses

14
Boston
campuses
submitted 2020
action plans

12
Boston
presidents and
chancellors signed
the ALL IN
Presidential
Commitment



75%
Average 2018
voter
registration
rate at ALL
IN Boston
campuses

11 seals
were awarded to
Boston institutions for 2018
voter turnout rates

Participating Campuses:

Campuses in bold have signed the presidents' commitment.

Bay State College, Benjamin Franklin Institute of Technology, Berklee College of Music, Boston College, Boston University, **Brandeis University**, **Bunker Hill Community College**, Curry College, **Emerson College**, Emmanuel College, **Harvard University**, **Lasell University**, **Lesley University**, Massachusetts College of Art and Design, **Massachusetts Institute of Technology**, MCPHS University, Middlesex Community College, Northeastern University, Roxbury Community College, **Simmons University**, **Suffolk University**, **Tufts University**, University of Massachusetts Amherst, **University of Massachusetts Boston**, Wellesley College, and Wheaton College (MA).