



# ALL IN Campus Democracy Challenge Conference USA Voting Challenge



We invite you to review the Conference USA Voting Challenge summary. With over 340,000 college students attending Conference USA campuses, college student voters in the conference will play an important role in local, state, and national elections.

## 11 participating campuses

- 10 public institutions
- 1 private institutions
- 11 4-year institutions
- 0 2-year institutions




# 79%

of Conference USA campuses are participating in the Challenge

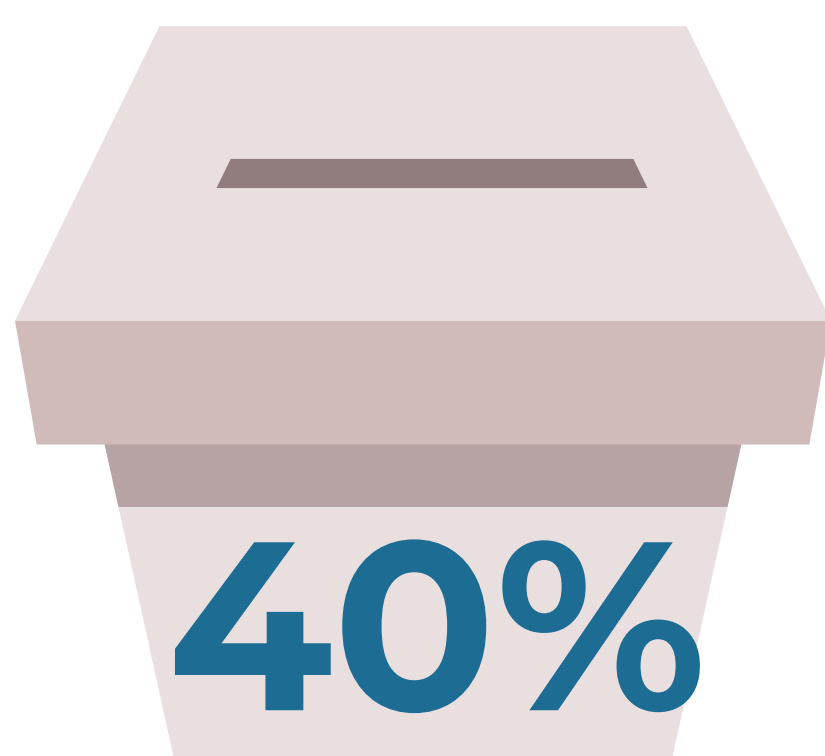


Average 2018 voter registration rate at ALL IN Conference USA campuses



# 22%

Average 2018 campus voter turnout increase at ALL IN Conference USA campuses



Average voting rate among ALL IN Conference USA campuses in 2018

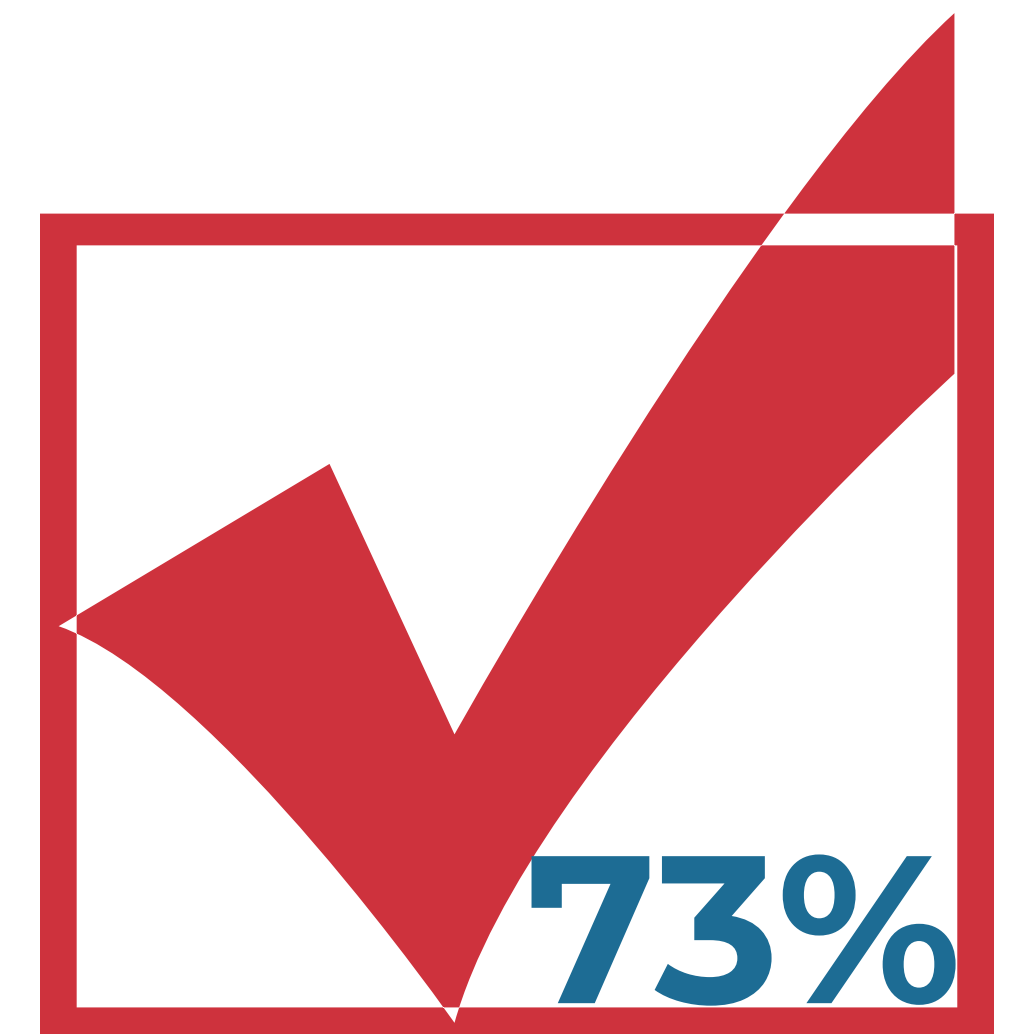
# 85%

of Conference USA students are at a campus in the Challenge



# 290,978

of 341,798 Conference USA students



of ALL IN campuses in the Conference USA have authorized NSLVE

# 4

Conference USA presidents and chancellors signed the ALL IN Presidential Commitment



# 6 seals

were awarded to Conference USA institutions for 2018 voter turnout rates



6 Conference USA campuses submitted 2020 action plans

## Participating Campuses:

Campuses in bold have signed the presidents' commitment.

Florida Atlantic University, Florida International University, **Marshall University**, Middle Tennessee State University, Old Dominion University, **Rice University**, University of Alabama at Birmingham, University of North Carolina at Charlotte, **University of North Texas**, **University of Texas at San Antonio**, and Western Kentucky University.